

# ELASTOMER PRODUCTS AND SOLUTIONS

EXTRUDED PROFILES, MOLDED AND  
MANUFACTURED PARTS

**Technetics**  
GROUP



In addition to CEFIL'AIR® inflatable seals, Technetics Group offers various elastomer sealing solutions according to your needs: extruded profiles, shaped parts, molded parts or parts molded over an insert (overmolded).

## KEY ELASTOMER INFORMATION AND APPLICATIONS

(\* other applications are possible, please contact us

	Grade	Color	Density	Hardness	Temp (°C)	Data Sheet
<b>Industrial Applications</b>						
General use	C61	Grey		30 to 80 Shore	-50°C to 250°C	FT 915-115
	CM61	Red	0.3 to 0.7 gr/cm3		-50°C to 250°C	FT 915-075
High temperature	C61THT	Anthracite		30 to 80 Shore	-50°C to 250°C	FT 915-119
Hydrocarbon resistant	C62	Red		40 to 80 Shore	-50°C to 250°C	FT 915-014
Low temperature	C73	Red		50 to 70 Shore	-50°C to 250°C	FT 915-212
Excellent mechanical properties	C65M	Red		50 to 70 Shore	-50°C to 250°C	FT 915-107
	C85M	Red		30 to 80 Shore	-50°C to 250°C	FT 915-155
(*)						
General use	EPDM 6B	Black		70 Shore	-30°C to 150°C	
Hydrocarbon resistant	NBR 3B	Black		70 Shore	-30°C to 150°C	
(*)						
<b>Nuclear Applications</b>						
High mechanical properties	C65M	Red		50 to 70 Shore	-50°C to 250°C	FT 915-107
	C85M	Red		30 to 80 Shore	-50°C to 250°C	FT 915-155
(*)						
General use	EPDM 6B	Black		70 Shore	-30°C to 150°C	
Hydrocarbon resistance	NBR 3B	Black		70 Shore	-30°C to 150°C	
(*)						
<b>Aeronautic Applications</b>						
Hydrocarbon resistance	CF61	Blue		40 to 80 Shore	-50°C to 250°C	FT 915-129
	CFM61	Blue	0.3 to 0.7 gr/cm3			FT 915-083
Conductive	C76					FT 915-097
Magnetic	C80					FT 915-???
(*)						
General use	EPDM 6B	Black		70 Shore	-30°C to 150°C	
Hydrocarbon resistance	NBR 3B	Black		70 Shore	-30°C to 150°C	
(*)						
<b>Oil and Gas Applications</b>						
Hydrocarbon resistance	C62	Red		40 to 80 Shore	-50°C to 250°C	FT 915-014
(*)						
General use	EPDM 6B	Black		70 Shore	-30°C to 150°C	
Hydrocarbon resistance	NBR 3B	Black		70 Shore	-30°C to 150°C	
(*)						
<b>Agri-food and Pharmaceutical Applications</b>						
Food contact	C66	Translucent		30 to 80 Shore	-50°C to 250°C	FT 915-013
	CM66	Red	0.5 gr/cm3			FT 915-168
	C66DT	Brown		30 to 80 Shore	-50°C to 250°C	FT 915-184
Steam contact	C63	White		60 to 70 Shore	-50°C to 250°C	FT 915-182
USP Class VI	BIO-GUARDIAN®	White		60 Shore	-50°C to 250°C	FT 915-156
	C85M	Translucent		30 to 80 Shore	-50°C to 250°C	FT 915-155
(*)						
General use	EPDM 6B	Black		70 Shore	-30°C to 150°C	
Hydrocarbon resistance	NBR 3B	Black		70 Shore	-30°C to 150°C	
(*)						

Specific Applications (Contact Us)

Organic Elastomers

Silicone Elastomers

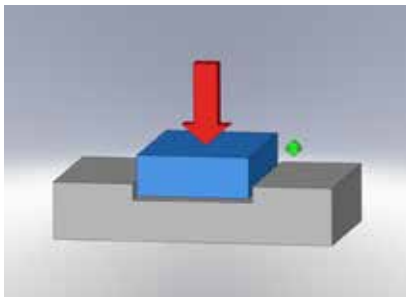
# Extruded Profiles

By nature, elastomers are incompressible, the volume is maintained. Consequently, to enhance their elastic properties, profiles must be installed in such a way that they can expand laterally. However, this is impossible in many cases, so profiles or rubbers are used instead.

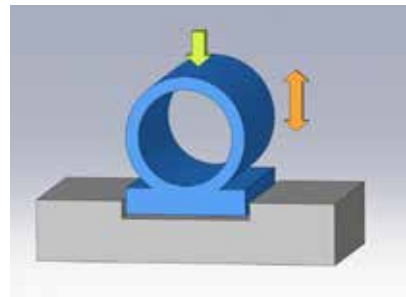
## CHOOSING THE RIGHT PROFILE

The choice of profile is driven by a compromise between the compression force applied and the displacement: depending on the tolerances and the compression force, the following types of seals are generally considered.

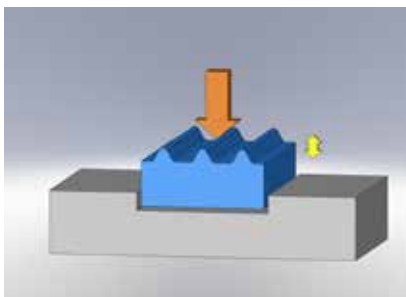
1. Profile for minimal targeted displacement and maximal compression force



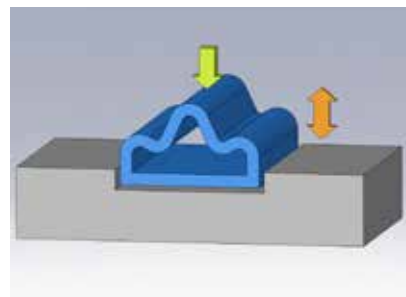
4. Profile for significant targeted displacement and weak compression force



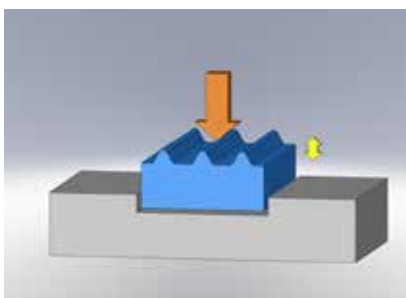
2. Profile for short targeted displacement and high compression force



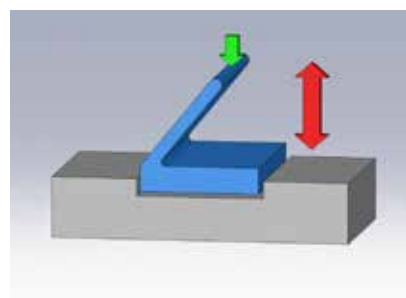
5. Profile for medium targeted displacement and weak compression force




3. Profile for significant targeted displacement and medium compression force



6. Profile for significant targeted displacement and minimal compression force



Legend:



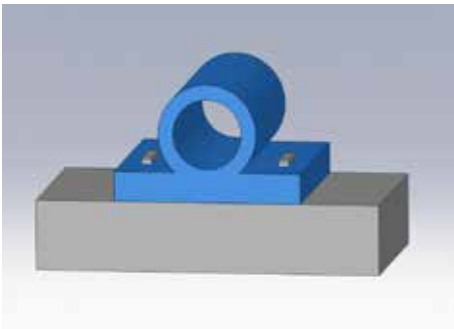
# Extruded Profiles

## FASTENING METHODS

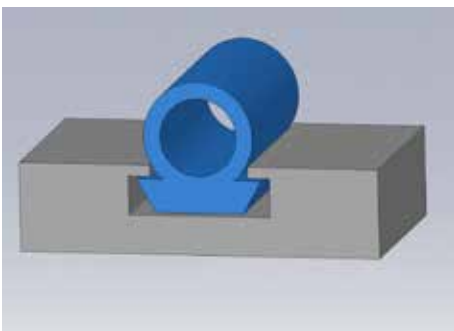
1. Bonded profile. Only if the seal is not subject to repeated and high strain and if the adhesion is successful.



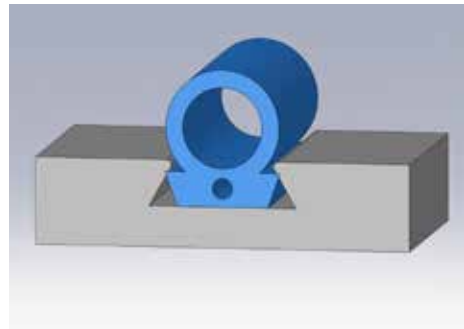
2. Nailed or stapled profile



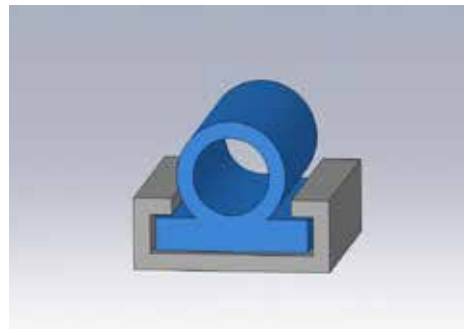
3. Profile to be fitted or bonded in a "push in" groove; the most common system.



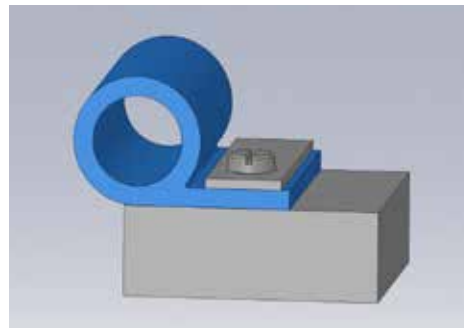
4. Dovetail to wedge or clip in



5. Profile to be slipped in



6. Screwed down profile

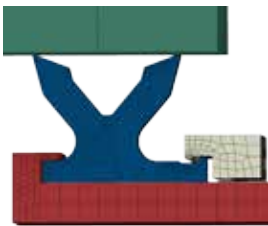
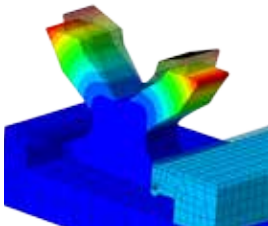


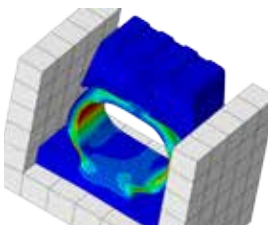






# Extruded Profiles

## SPECIFIC DESIGNS ACCORDING TO YOUR NEEDS

Because elastomers are highly versatile, we are able to define a solution in accordance with your exact needs and specific use or implementation. Technetics Group laboratories allow formulations to be customized and verified to align with your needs.

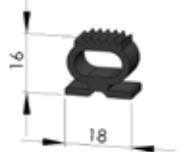

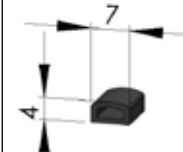


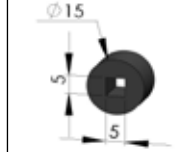
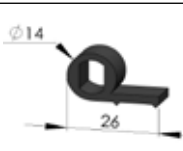
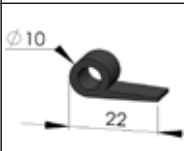
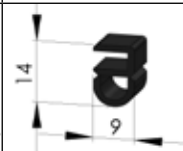
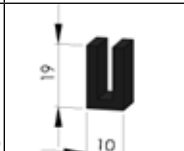
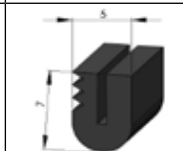
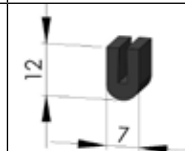
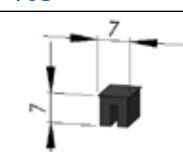
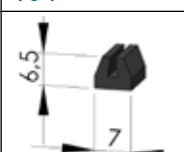
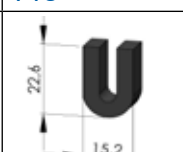
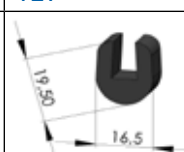
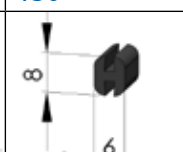
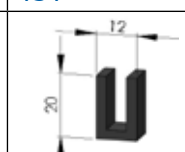
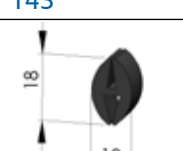
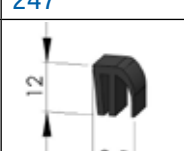

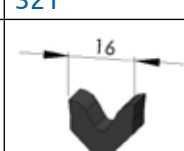
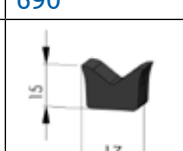
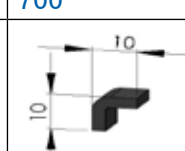
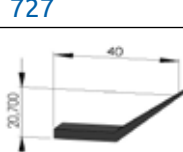
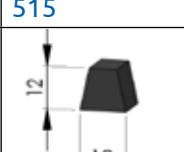
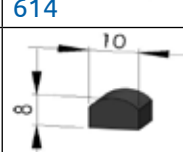
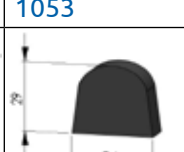
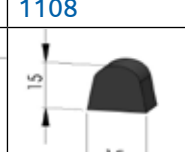
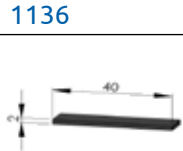
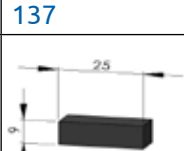

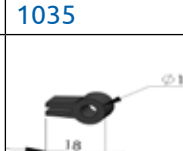
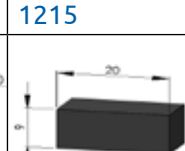
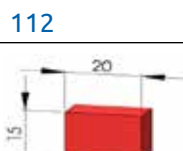
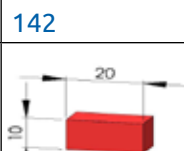
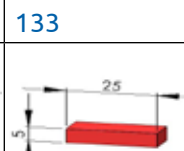
As for the formulations, we design and produce extruded profiles according to your specific plans or specifications (more than 4500 existing profiles). Finite element verification and analysis are also possible with the support of our *maestral*® sealing laboratory.

Profile Ref. #	Modeling	Simulation	Production
<p><b>PI Seal</b> Ref. 3379</p>			
<p><b>Two-part Inflatable Seal</b> Ref. 2451+3318</p>			
<p><b>Axial Inflatable Seal</b> Ref. 3316</p>			

# Extruded Profiles


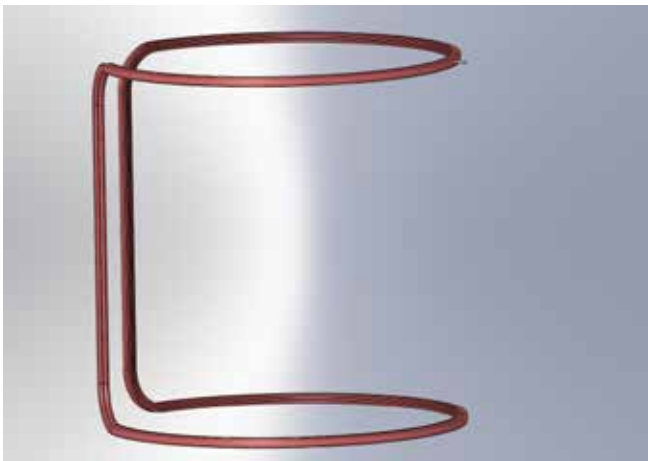
## STANDARD DESIGNS

A range of standard profiles is available in stock (properties defined in our data sheets nos. 915-075 and 915-119), completed or produced in accordance with ISO 3302-1 category 2 tolerances.

 113	 139	 166	 565	 1181	 1388
 103	 104	 718	 127	 130	 131
 143	 247	 297	 321	 690	 700
 727	 515	 614	 1053	 1054	 1108
 1136	 137	 138	 607	 1035	 1215
 112	 142	 160	 133	 158	 204
 *872	 *1048	 *1099	 *1364		

## Manufactured Parts

From extruded to molded items, we can produce technical parts manufactured into shapes that meet your specifications. These items are produced using **Hot Vulcanized Splicing (HVS)**. This joining process uses the same material as that of the extruded or molded item, making the entire product homogeneous (materials, mechanical strength and deformation properties). This ensures the seal to perform optimally.



Technetics Group has a wide range of equipment available, making it possible to accommodate various common configurations. Specific equipment can also be developed in order to meet your technical and economic needs.


# Molded Parts

Technetics Group also produces technical parts and seals completed using molding (compression, transfer or injection) in accordance with your drawing and material choice or designed following your specifications.

The parts can be produced following standard processes and from any grade of elastomer (see table on page 2), in accordance with ISO 3302-1 category 2 tolerances, or in a more complex way, implementing inserts made of different materials (e.g. aluminum, stainless steel, textiles, glass, etc.).

These parts can also be produced in a controlled environment (dedicated workshop), to meet specific cleanliness requirements.

The following are a few examples of the parts we can produce. Our Engineering Department is available to assist with any additional requests that you may have.



## OVERMOLDED SEALS

Elastomer seals (FKM, silicone, fluorinated silicone) can be overmolded within grooves on anodized aluminum or nickel-plated supports (plate seals). This enables perfect positioning between elements to be sealed, independently of the orientation and accessibility of the seal.

Our overmolded seals meet the requirements of your critical static and dynamic applications:

- Temperature range: from -100°C to +300°C
- Pressure range: from vacuum ( $10^{-6}$  bar) to several hundred bars
- Mediums: atmospheres or variety of fluids (hydrocarbons, bases, acids, corrosive gases, etc.)



## REINFORCED PARTS

Technetics Group designs and produces seals and leak tight solutions from elastomers reinforced with different types of materials (textiles, metals, composites) for use in critical environments that require high performance:

- Textile: polyester, nylon, glass, ceramic, aramid, etc.
- Metal: inserts and components
- Pre-impregnated composite material (Pre-Preg): structural fabric impregnated with resin

Main applications: aerospace (e.g. aircraft fuselage or fireproof seal), semi-conductor, oil and gas, nuclear, industrial, life sciences

Depending on your performance requirements (EMI), Technetics Group also offers molded or manufactured seals developed from elastomers loaded with metal powders (aluminum, silver, carbon, etc.) or combined with metal meshes.



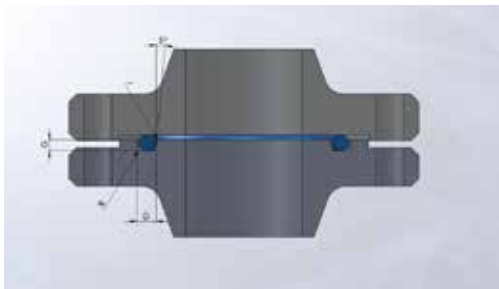


**O-RINGS**

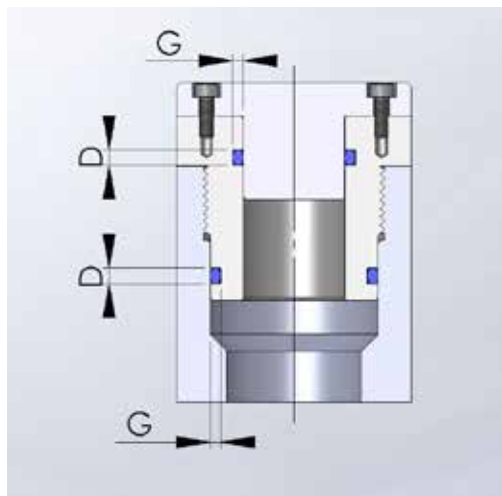
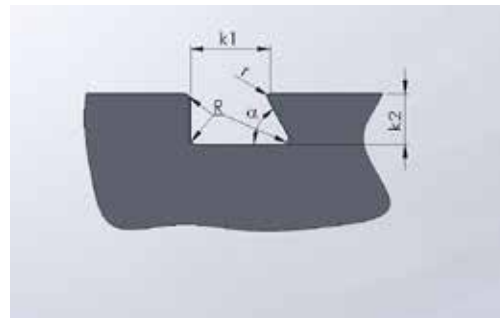
Technetics Group offers products in specific blends for your critical static or dynamic applications, using molded or manufactured (HVS) parts. These round seals are excellent leak-tight systems that can exceed more than 200 bars of operating pressure or reach and maintain primary ( $10^{-3}$  bar) to secondary ( $10^{-6}$  bar) vacuum levels. For dynamic or relative movement applications, molded solutions are recommended. Additionally, HVS solutions for static uses are highly cost-effective.

**DIFFERENT ASSEMBLY OPTIONS**

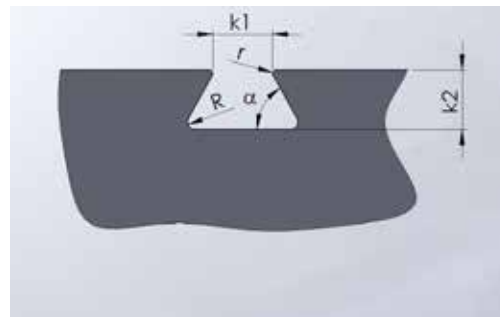
**Rectangular groove**



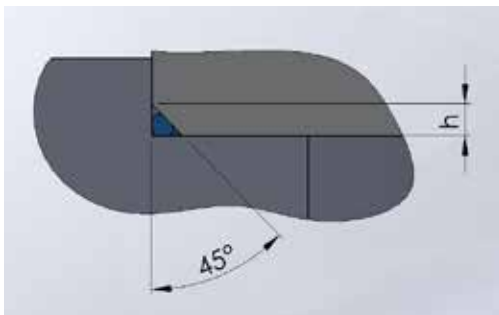
**Semi-trapezoidal groove**



**Trapezoidal groove**



**Triangular groove**



## SIZING OF GROOVES AND O-RINGS

Section d. (mm)	Dynamic and static radial		Static axial	
	Groove G depth Tol. +0.05	Groove D width Tol. +0.2	Groove G1 depth Tol. +0.1	Groove D1 width Tol. +0.2
1	0.8	1.3	0.65	1.3
1.27	1	1.5	0.86	1.65
1.52	1.2	1.9	1	2
1.6	1.3	2	1.1	2.2
1.78	1.45	2.2	1.2	2.4
1.9	1.65	2.3	1.4	2.7
2.62/2.7	2.25	3	1.9	3.6
3.53/3.6	3.1	4	2.7	4.8
5.33	4.7	6	4.4	7.2
6.99/7.00	6.1	8	5.8	9.6

## SURFACE CONDITIONS

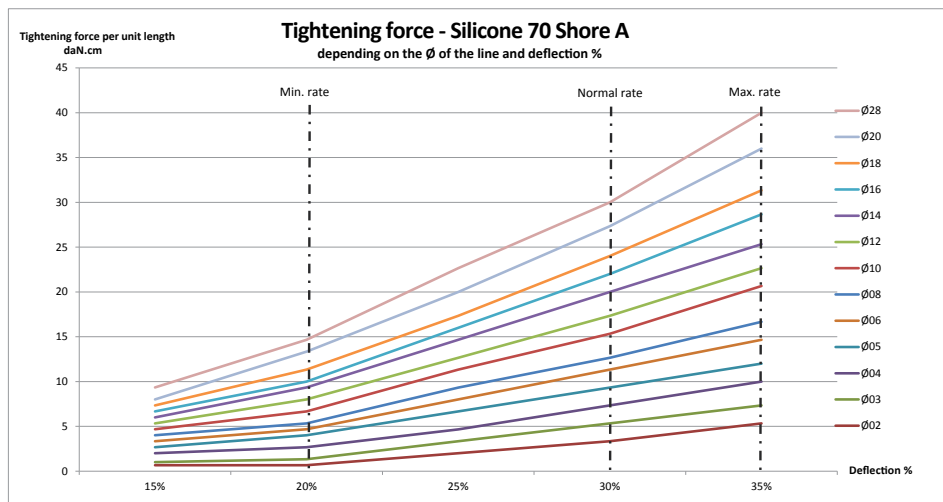
The groove surface must be in very good condition. We recommend machining parts that come into contact with the ring have a surface roughness between 0.8 and 1.6 microns of Ra.

## TIGHTENING FORCES

After tightening the O-ring, the parts to be sealed must be in direct contact and their relative position is independent of the seal. In all cases, housings or grooves with a volume 15 to 20% greater than that of the seal ring must be provided. Although elastomers can be deformed geometrically, they cannot be compressed. Leak tightness is obtained via the energy stored in the seal at the moment of deformation.

Contact between the parts being sealed and the seal itself is maintained through elastic memory (compression set). Consequently, there is reason to choose sufficient, but not excessive, deflection rates in order to avoid damaging the O-ring, either through crushing due to lack of room to expand or rapid loss of characteristics due to over-compression. The values of the loads, based on the deflection rates and line diameters, are provided in the table below.

The minimum value of deformation is estimated at 10%, up to a maximum of 35%. For vacuum seals, O-rings must be crushed by 25 to 30%.



## APPLICATIONS

Here are a number of application examples for the sealing solutions previously described.

Markets	Applications
Industrial/Pharmaceutical/Food 	Sealing oven doors: sterilizers, autoclaves, ripening rooms and commercial refrigerators
Nuclear/Aerospace/Industrial 	Frames: windows, sheets of metal
Nuclear/Industrial/Pharmaceutical 	Leak tightness between elements: CEFIL'AIR® inflatable seals, their frequency and speed of disconnection being critical
Industrial / Oil, Gas and Valves 	Static or dynamic sealing: manufactured or molded O-rings, lip rings
Industrial 	Household appliances: sealing and embellishment profiles
Industrial 	Sensors: profiles
Industrial 	Electrical isolation: grommets, profiles, stops, shaped parts
Industrial/Aerospace 	Dielectric isolation: self-fusing tape, sheaths for electrical cables
Industrial 	Plastic industries: Special profiles and endless belts for plastic welding machines Sheaths for cylinders conveying plastic films subjected to HF bombardment (corona effect) for the roughness needed for printing
Food & Beverage 	Food & Beverage industries: Seals "in contact with foods" for sterilization containers, flash-freezing tunnels
Medical 	Medical and paramedical industries: Translucent hoses, multi-way hoses for dental devices Seals for breast pump bottles, etc. Veterinary hypodermic needle seals

---

# For more information on how Technetics Group supports your critical markets, visit [technetics.com](http://technetics.com)

## USA

2791 The Boulevard  
Columbia, SC 29209 USA  
Phone: +1-803-783-1880  
Fax: +1-803-783-4279

1700 E. International  
Speedway Blvd  
DeLand, FL 32724 USA  
Phone: +1-386-736-7373  
Fax: +1-386-738-4533

10633 W Little York,  
Bldg 3, Suite 300  
Houston, TX 77041 USA  
Phone: +1-713-983-4201  
Fax: +1-713-466-3721

990 Richard Avenue,  
Suite 117  
Santa Clara, CA 95050 USA  
Phone: +1-669-242-8804  
Fax: +1-669-242-8492

305 Fentress Boulevard  
Daytona Beach, FL 32114  
USA  
Phone: +1-386-253-0628  
Fax: +1-386-257-0122

1600 Industry Road  
Hatfield, PA 19440 USA  
Phone: +1-800-618-4701  
Fax: +1-215-855-3570

## ASIA

Blk 203, #05-52  
Woodlands Avenue 9  
Woodlands Spectrum 2,  
738956 Singapore  
Phone: +65 6759 2335  
Fax: +65 6759 7319

## FRANCE

90, rue de la Roche du Geai  
CS 52913  
42029 Saint Etienne cedex 1  
FRANCE  
Phone: +33 (0) 4 77 43 51 00  
Fax: +33 (0) 4 77 43 51 51

## GERMANY

Falkenweg 1 41468  
Neuss Germany  
Phone: 0800-627-0151

## UNITED KINGDOM

Acan Way, Coventry Road  
Narborough, Leicester LE19  
2FT UK  
Phone: 0800-026-0654  
Phone: +44 (0) 1162 727411  
Fax: +44 (0) 1162 727412

No. 10 Xiangjie Road, SND  
Jiangsu Province Suzhou,  
215129 P.R. China  
Phone: +86-0512-62921000

49 Avenue Charles de Gaulle  
Z.I. Survaure  
42607 Montbrison cedex  
FRANCE  
Phone: +33 (0) 4 77 96 79 80